


# PDF-2 Release 2005 License Extension by Email

Tutorial for Extending the License of  
a PDF-2 Release 2005 for an  
Additional Five (5) Years



# Note:

- If you also have a license for DDView Release 2005 or ICDD Suite Release 2005, you must perform the license extension procedure for those products separately.
- This tutorial shows the email procedure. If you wish to submit the registration by fax, see the Faxed License Extension Tutorial.

# Extension Information

ICDD will extend your original license for an additional five (5) years, free of charge, providing that the licensed user has the same organization name and address (i.e., the registered user) and the product license has not been previously renewed or converted to a PDF-4 product. Upon receipt of your registration information, ICDD will confirm your eligibility for license extension.

# Extension Information

When verified, ICDD will issue a new license key within 48 hours of receipt of the information (Monday through Friday). If you have not heard from us within 48 hours, kindly fax us your registration (610.325.9823) noting that it is a second request or call us at 610.325.9814 or toll free at 866.378.9331 (U.S. & Canada Only).

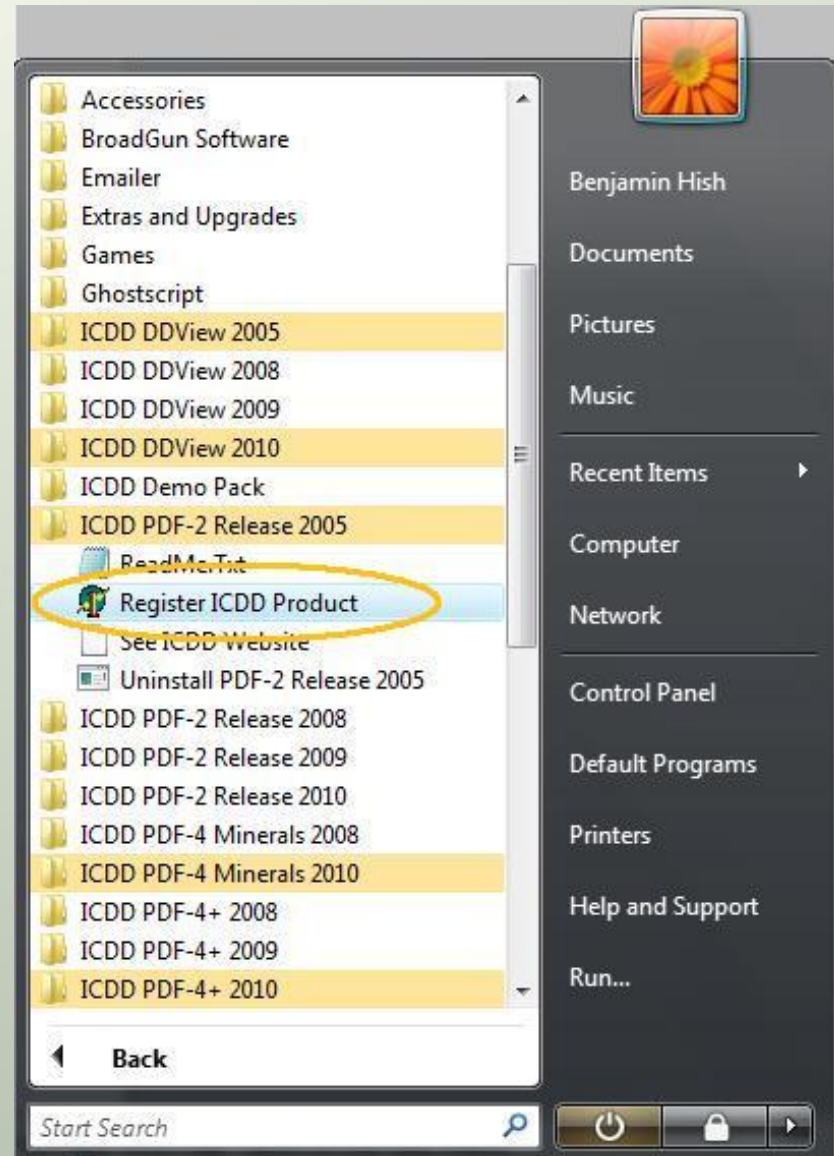
# Getting Started

- You will need your product serial number. The product serial number can be found on the product license envelope, the product media case, and on the product CD.
- You will also need to check your computer specifications. ICDD tests each product release on the then current operating systems that were readily available. ICDD will support the published computer specifications for the product release year. ICDD does not guarantee product functionality or compatibility with subsequent changes in computer/hardware platforms.

Release 2005 Products	PDF-2 Release 2005	DDView/Sleve 2005
Pentium processor	X	X
Memory	256 MB	256 MB
Free hard-disk space	2 GB	500 MB
SVGA monitor with 1024 x 768 resolution	X	X
Microsoft® Windows® 98SE, NT 4.0 SP6 or later, 2000 SP3 or later, XP Professional	X	X
Mouse	X	X
CD-ROM drive	X	X
Printer	X	X

# Start the Registration Wizard

- Click:  
Start  
All Programs  
ICDD PDF-2 Release 2005  
Register ICDD Product



# Registration Wizard

- Select the first option
- Press Next



# Registration Wizard

- Select the method that you would like to receive your registration key
  - Email or Fax are the only valid options for the License Extension
- Fill in all fields marked with an \*
- Press Next

To register your PDF-2 product

**: Registration Form :**

In order to receive a registration key, the ICDD needs the following information from you. The Next button will be enabled as soon as all required fields are filled in.

Select a method which ICDD should take to send the registration key to you :

Web  Email  Fax  Phone  Mail

(\* represents required field)

Customer #:  Product Serial #: \* PD2D059300-6140

First Name: \* Ben M.I.  Last/Family Name: \* Hish

Company: \* ICDD Phone: \* 610-325-9814

Email: \* hish@icdd.com Fax: 610-325-9823

Address1: \* 12 Campus Blvd.

Address2:

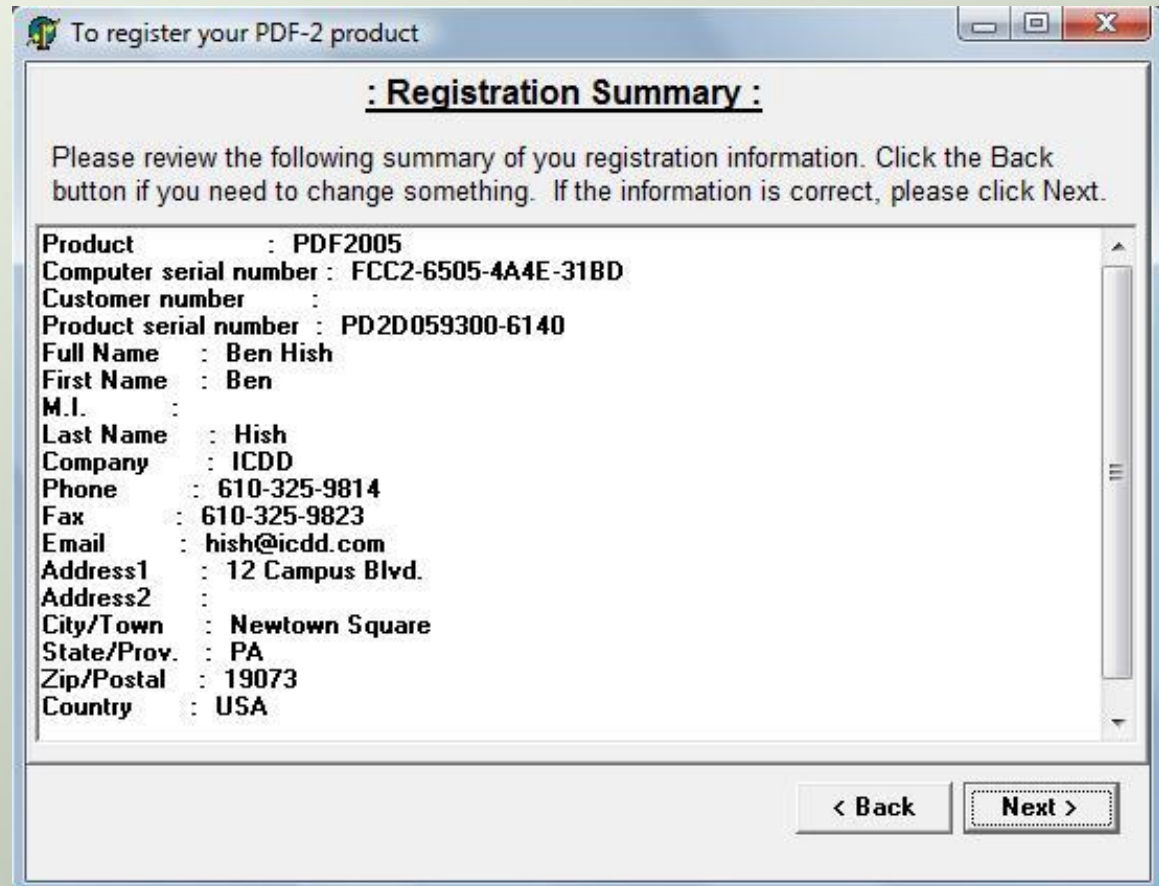
City/Town: \* Newtown Square State/Prov.: \* PA

Zip/Postal: \* 19073 Country: \* USA

< Back Next >

# Registration Wizard

- A summary of your registration information will be displayed
- Press Next



**: Registration Summary :**

Please review the following summary of you registration information. Click the Back button if you need to change something. If the information is correct, please click Next.

Product	: PDF2005
Computer serial number	: FCC2-6505-4A4E-31BD
Customer number	:
Product serial number	: PD2D059300-6140
Full Name	: Ben Hish
First Name	: Ben
M.I.	:
Last Name	: Hish
Company	: ICDD
Phone	: 610-325-9814
Fax	: 610-325-9823
Email	: hish@icdd.com
Address1	: 12 Campus Blvd.
Address2	:
City/Town	: Newtown Square
State/Prov.	: PA
Zip/Postal	: 19073
Country	: USA

# Registration Wizard

- Select, “Submit it by E-mail”
  - This option requires a MAPI compliant email program on your system (Microsoft Outlook, Microsoft Exchange, and Microsoft Mail) and an Internet connection.
  - Press Next
  - If you do not have a MAPI compliant email program or an Internet connection on your computer see next slide.

To register your PDF-2 product

**: Submit registration information :**

Please choose one of six available options to submit your registration information to the ICDD and click Next. Please note that submission by email requires a correctly installed MAPI compliant email program on your system. If your email program does not support MAPI you can copy the registration information to the clipboard, compose a new message with your email client, and paste the registration information into the body of your message.

- Copy it to the clipboard for pasting into ICDD Registration Web Site  
*This PC must be connected to the Internet before using the web option.*
- Submit it by E-mail (Automatic Email Response)**
- Print it for sending by fax or mail
- Save it as text file for sending as email attachment
- Copy it to the clipboard for pasting into an email message
- If you encounter a problem with your registration send to ICDD support

< Back      Next >

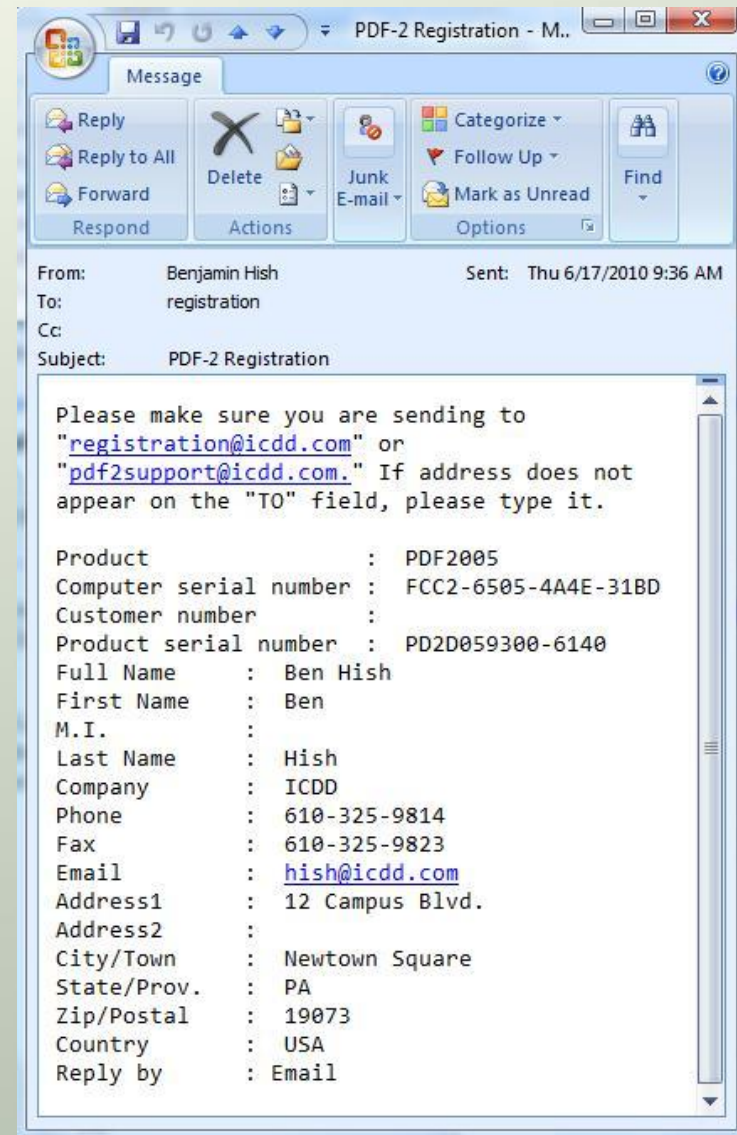
# Registration Wizard

- If you have no MAPI client or Internet connection select, “Save it as a text file for sending as an email attachment”
  - After pressing Next, you will be prompted to save the registration information as a text file that can be sent from any computer with an Internet connection.



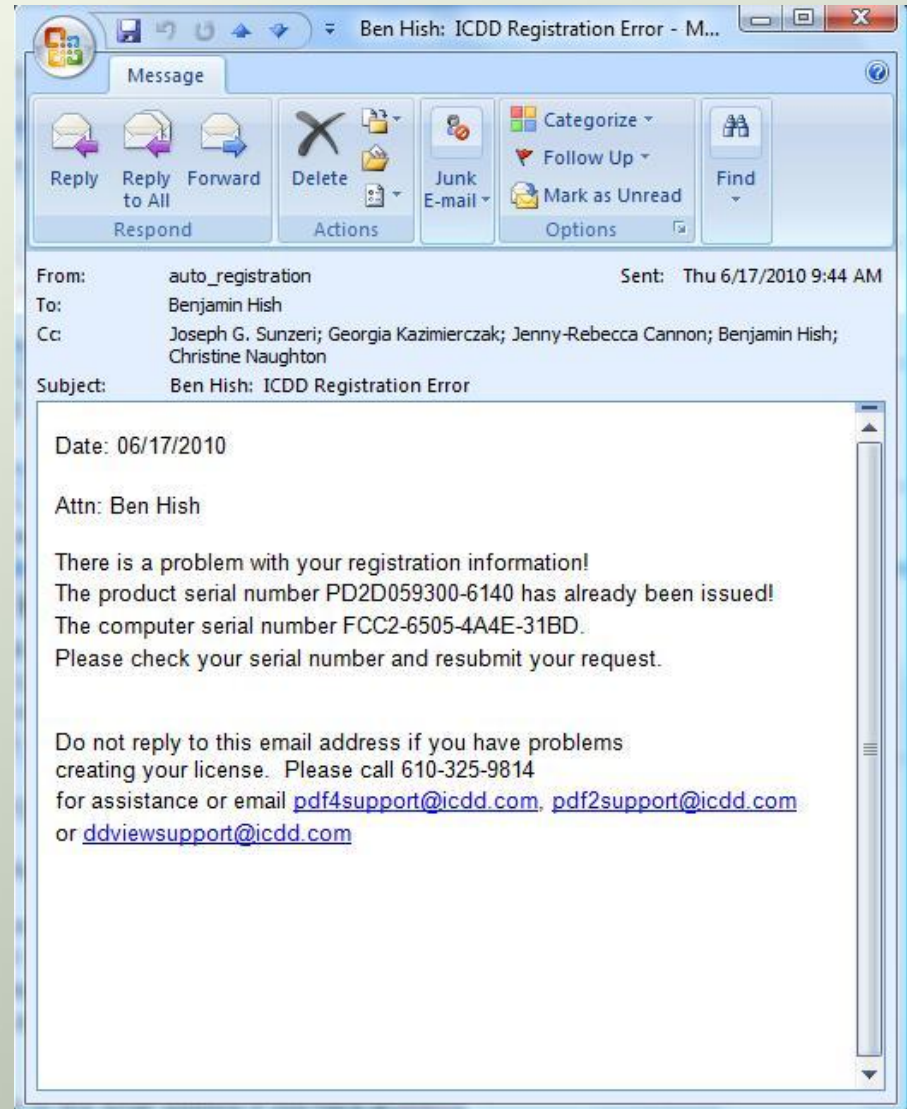
# Registration Wizard

- When selecting, “Submit it by E-mail”:
- An email with your registration information will be opened
- Send the email to [Registration@icdd.com](mailto:Registration@icdd.com)



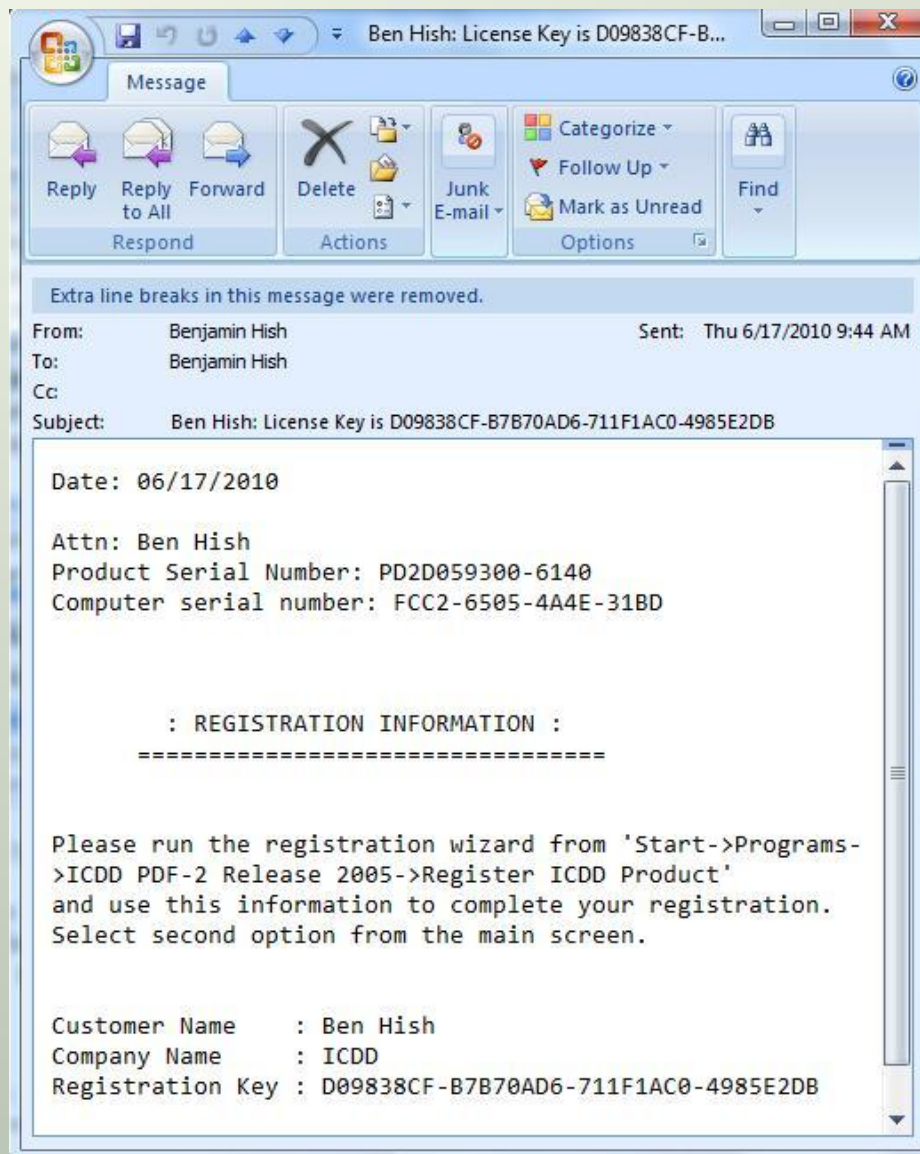
# Registration Wizard

- Since your database was registered previously, you will receive an automatic error from auto\_registration@icdd.com
- Disregard and do not respond to this email
- Continue to next slide



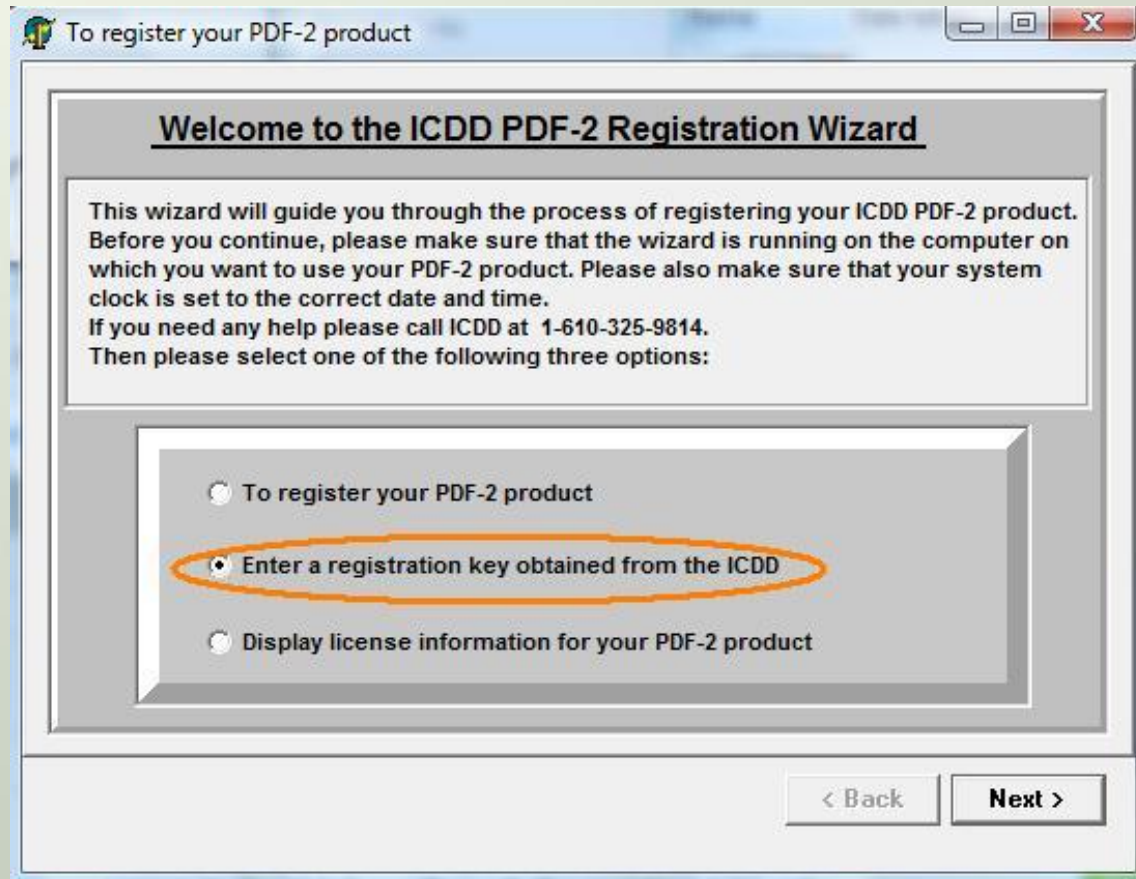
# Registration Wizard

- Upon verification of your license, a new key will be sent to you within 48 hours during the business week (Monday – Friday).
- If a new key is not received within 48 hours, call 610-325-9814 x203 for assistance.
- Once you receive the new key, continue to the next slide.



# Input the Registration Key

- Start the Registration Wizard
- Select the Second Option
- Press Next



# Input the Registration Key

- Input the Registration Key into the third field.

To register your PDF-2 product

**: Enter Registration Key :**

To activate the license for your PDF-2 product please enter your name, company and registration key exactly as you obtained it from the ICDD. Then click the Next button to activate your license and view the license details.

Name:

Company:

Key:

Example: 12345678-904BCDEF-12345678-904BCDEF

< Back      Next >

# Input the Registration Key

- To reduce errors, we recommend you Copy and Paste the registration key from the email, if the key is received by email
- If entering the key manually, keep in mind:
  - Letters are all capitals
  - There are no letter O's only the numeric character 0 (Zero)
- Press Next

To register your PDF-2 product

**: Enter Registration Key :**

To activate the license for your PDF-2 product please enter your name, company and registration key exactly as you obtained it from the ICDD. Then click the Next button to activate your license and view the license details.

Name: Ben Hish

Company: ICDD

Key: D09838CF-B7B70AD6-711F1AC0-4985E2DB

Example: 12345678-90ABCDEF-12345678-90ABCDEF

< Back      Next >

# Input the Registration Key

- Verify:
  - License Period should be five (5) years from the 1<sup>st</sup> of the month that you had the license extension done.
  - License Type should say, “Full License”
  - Press Finish

To register your PDF-2 product

**: License Information :**

Below please see the details of the current license for your PDF-2 product.

Licensed to:	Ben Hish
Company:	ICDD
License period:	Jun 1 2010 – Jun 1 2015 0:00 h
License type:	Full license

< Back    Finish