

“Print Registration for Fax/Mail” Method

In order to use the fax registration method, the PC that houses the ICDD product does not need to be connected to the Internet.

Run the PDF[®] Software

For Windows 7 and earlier versions of Windows run the database from the following based on the product you have installed:

- Start→All Programs→ICDD PDF-2 Release 2018
- Start→All Programs→ICDD PDF-4+ 2018
- Start→All Programs→ICDD PDF-4/Minerals 2018
- Start→All Programs→ICDD PDF-4/Organics 2018

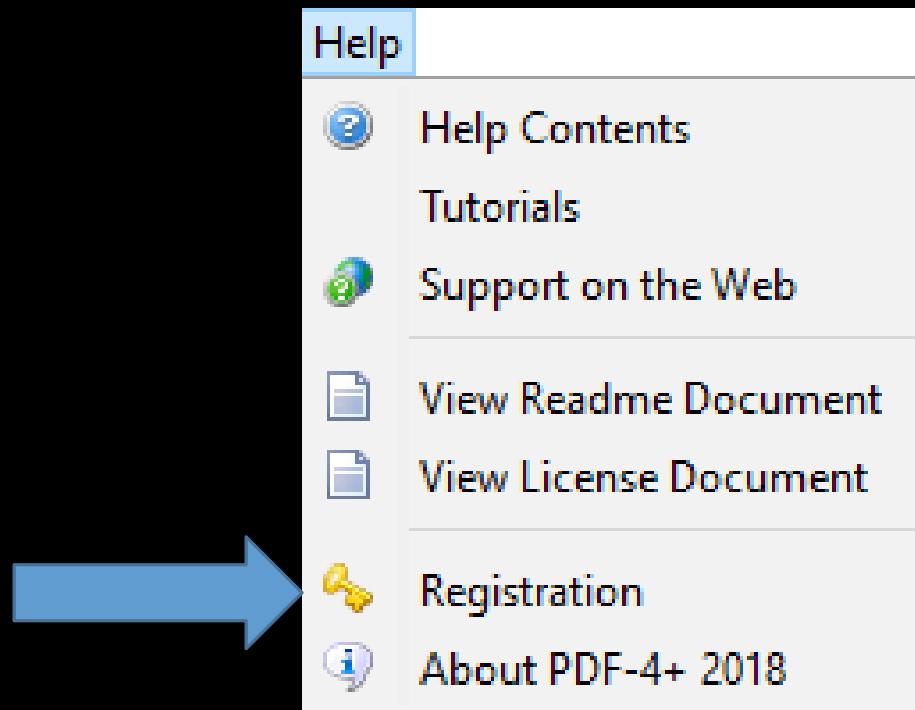
For Windows 8 or 8.1:

- Press the Windows[®] located on the lower left side of the taskbar or press the “Start” button on your keyboard.
- Type in the appropriate product name (PDF-2 Release 2018, PDF-4+ 2018, PDF-4/Minerals 2018, or PDF-4/Organics 2018).

For Windows 10:

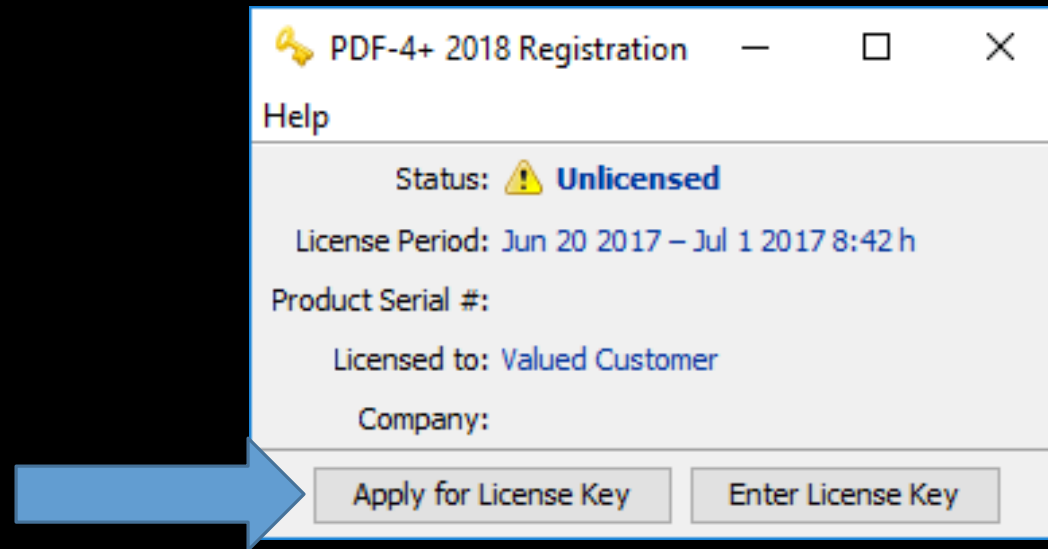
- Start→All Apps→ICDD PDF-2 Release 2018
- Start→All Apps→ICDD PDF-4+ 2018
- Start→All Apps→ICDD PDF-4/Minerals 2018
- Start→All Apps→ICDD PDF-4/Organics 2018

Open the Registration Wizard



At the top of the screen click on “Help” and select “Registration” from the drop down menu.

Registration Wizard



Click “Apply for License Key”

Registration Wizard

PDF-4+ 2018 Registration

Product Serial #
FPLD 180999-9999

First Name: Ben
Last Name: Hish

Company: ICDD

Street Address 1: 12 Campus Blvd
Street Address 2 (Optional):

City: Newtown Square
State / Province: PA

Postal / Zip Code: 19072
Country: USA

Phone Number: 610-325-9814
Fax Number (Optional):

Email Address: hish@icdd.com
Verify Email Address: hish@icdd.com

I wish to receive ICDD emails regarding products and services

Register using ICDD website (Instant license key)
 Register by email (Instant license key)
 Print registration for faxing
 Save registration to text file

Submit Cancel

Enter information into the required fields not marked (*Optional*). Enter your email address into the “Email Address” and “Verify Email Address” fields. Make sure a green check appears next to “Verify Email Address”.

Registration Wizard

PDF-4+ 2018 Registration

Product Serial #
FPLD180999-9999

First Name: Ben Last Name: Hish

Company: ICDD

Street Address 1: 12 Campus Blvd

Street Address 2 (Optional):

City: Newtown Square State / Province: PA

Postal / Zip Code: 19072 Country: USA

Phone Number: 610-325-9814 Fax Number (Optional):

Email Address: hish@icdd.com Verify Email Address

I wish to receive ICDD emails regarding products and services

Register using ICDD website (Instant license key)

Register by email (Instant license key)

Print registration for faxing

Receive license key by: Email Fax

Save registration to text file

Submit Cancel

Select the method you would like to use to submit your registration form from the four options at the bottom, then press submit.

Print Registration form for Fax/Mail Submission

Please fax or mail this page to:

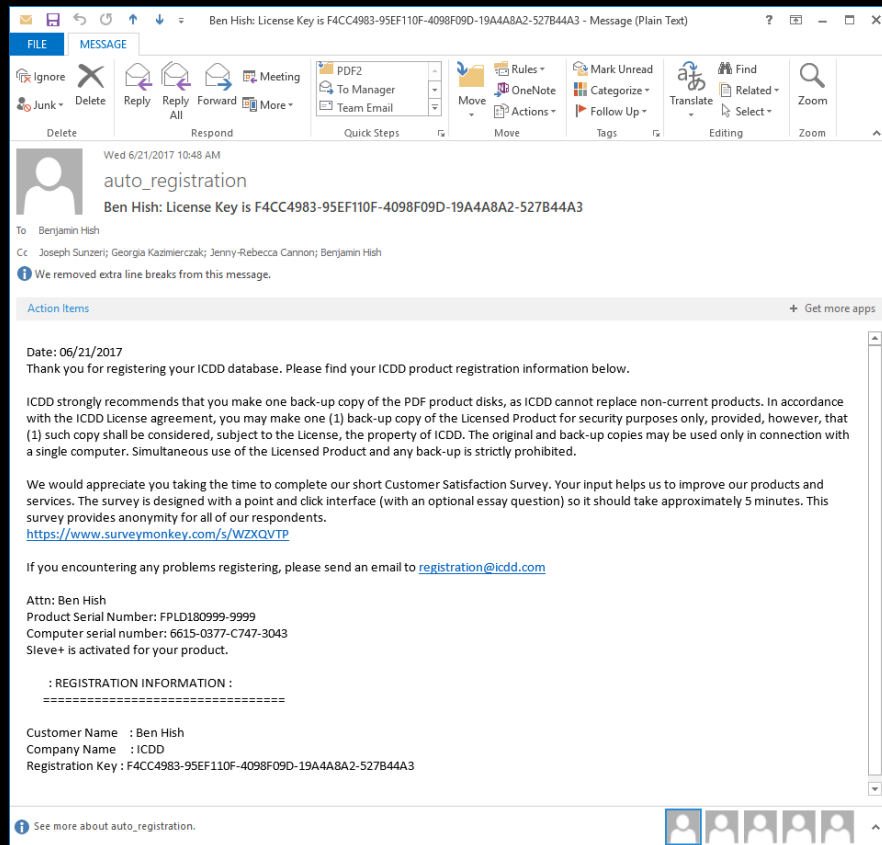
International Centre for Diffraction Data
PDF-4 Registration
12 Campus Boulevard
Newtown Square, PA 19073-3273, U.S.A.

FAX: +1-610-325-9823

Product: PLU2018
Computer serial number: 6615-0377-C747-3043
Customer number:
Product serial number: FPLD180999-9999
Full Name: Ben Hish
First Name: Ben
M.I.:
Last Name: Hish
Company: ICDD
Phone: 610-325-9814
Fax:
Email: hish@icdd.com
Address1: 12 Campus Blvd
Address2:
City/Town: Newtown Square
State/Prov.: PA
Zip/Postal: 19072
Country: USA
Reply by: Email
Mailing list: Yes

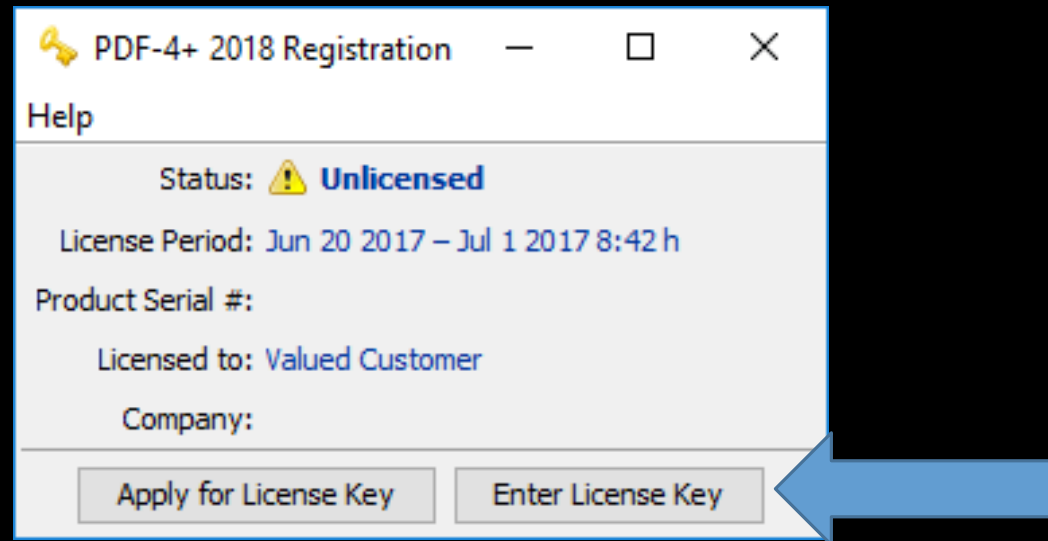
Fax the registration form to 1-610-325-9823.


Print Registration form for Fax/Mail Response



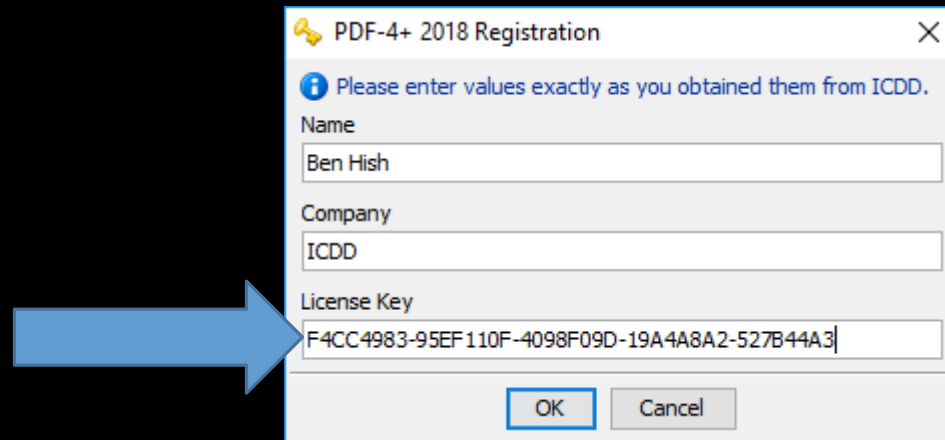
The registration key will come in the form of an email (the key will also be sent by fax upon request).

Enter the License Key



- Go back to the registration wizard. If it is still open it will appear as  on the taskbar.
- If it is no longer open, reopen your PDF product and select “Help” and then select “Registration” from the drop down menu.
- Select “Enter License Key”

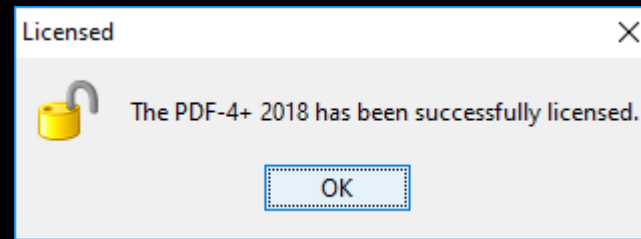
Enter the License Key



The screenshot shows a dialog box titled "PDF-4+ 2018 Registration" with a close button (X) in the top right corner. Below the title bar, there is an information icon (i) followed by the text "Please enter values exactly as you obtained them from ICDD." The dialog contains three text input fields: "Name" with the value "Ben Hish", "Company" with the value "ICDD", and "License Key" with the value "F4CC4983-95EF110F-4098F09D-19A4A8A2-527B44A3". A blue arrow points from the left towards the License Key field. At the bottom of the dialog are "OK" and "Cancel" buttons.

Enter the license key exactly as it appears in the email response. The registration key must be all capital letters and only contains the number "0", not the letter "O". Copy and paste the registration key if possible to prevent errors.

Success



The window above will appear. Press OK and the PDF product is ready for use.

Thank you for viewing our tutorial!

Additional tutorials are available at the ICDD website.

www.icdd.com

International Centre for Diffraction Data

12 Campus Boulevard

Newtown Square, PA 19073

Phone: 610.325.9814

Toll Free Number in US & Canada: 866.378.0331

Fax: 610.325.9823