

“Save Registration as a Text File” Method

In order to use the “Save Registration as a Text File” method, the PC that houses the ICDD product does not need to be connected to the Internet. You can take the registration text file to any computer with email capabilities and email it to

registration@icdd.com.

Run the PDF[®] Software

For Windows 7 and earlier versions of Windows run the database from the following based on the product you have installed:

- Start→All Programs→ICDD PDF-2 Release 2018
- Start→All Programs→ICDD PDF-4+ 2018
- Start→All Programs→ICDD PDF-4/Minerals 2018
- Start→All Programs→ICDD PDF-4/Organics 2018

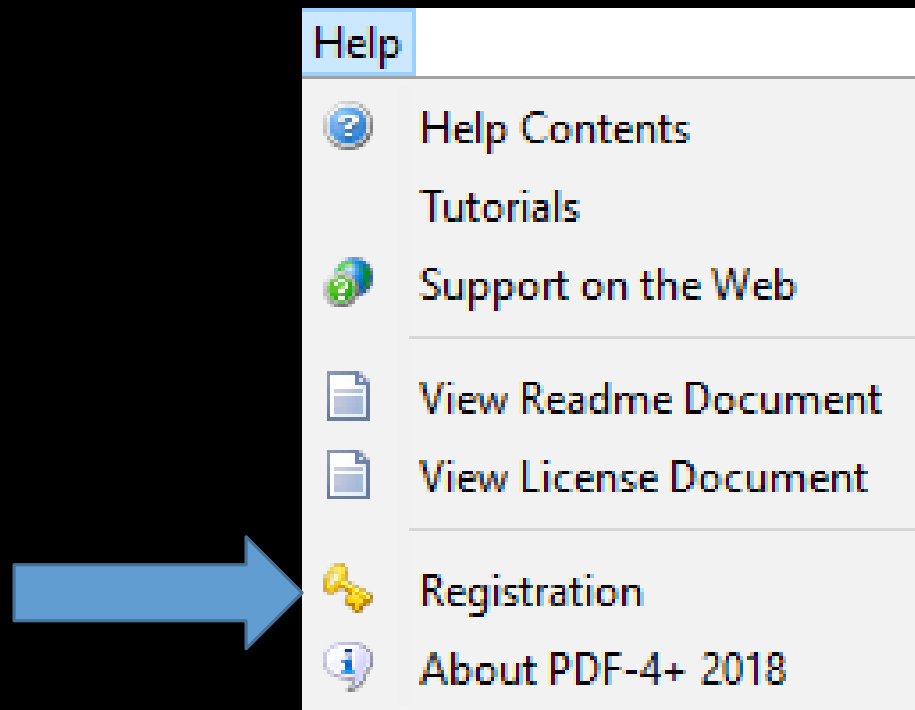
For Windows 8 or 8.1:

- Press the Windows[®] located on the lower left side of the taskbar or press the “Start” button on your keyboard.
- Type in the appropriate product name (PDF-2 Release 2018, PDF-4+ 2018, PDF-4/Minerals 2018, or PDF-4/Organics 2018).

For Windows 10:

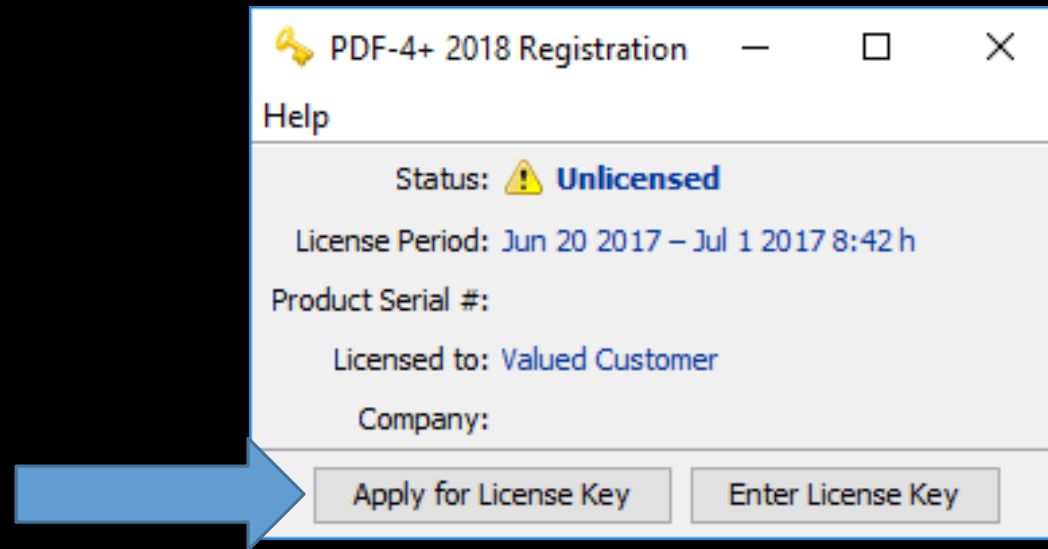
- Start→All Apps→ICDD PDF-2 Release 2018
- Start→All Apps→ICDD PDF-4+ 2018
- Start→All Apps→ICDD PDF-4/Minerals 2018
- Start→All Apps→ICDD PDF-4/Organics 2018

Open the Registration Wizard



At the top of the screen click on “Help” and select “Registration” from the drop down menu.

Registration Wizard



Click “Apply for License Key”

Registration Wizard

PDF-4+ 2018 Registration

Product Serial #
FPLD 180999-9999

First Name: Ben
Last Name: Hish

Company: ICDD

Street Address 1: 12 Campus Blvd
Street Address 2 (Optional):

City: Newtown Square
State / Province: PA

Postal / Zip Code: 19072
Country: USA

Phone Number: 610-325-9814
Fax Number (Optional):

Email Address: hish@icdd.com
Verify Email Address: hish@icdd.com

I wish to receive ICDD emails regarding products and services

Register using ICDD website (Instant license key)
 Register by email (Instant license key)
 Print registration for faxing
 Save registration to text file

Submit Cancel

Enter information into the required fields not marked (*Optional*). Enter your email address into the “Email Address” and “Verify Email Address” fields. Make sure a green check appears next to “Verify Email Address”.

Registration Wizard

PDF-4+ 2018 Registration

Product Serial #
FPLD180999-9999

First Name: Ben Last Name: Hish

Company: ICDD

Street Address 1: 12 Campus Blvd

Street Address 2 (Optional):

City: Newtown Square State / Province: PA

Postal / Zip Code: 19072 Country: USA

Phone Number: 610-325-9814 Fax Number (Optional):

Email Address: hish@icdd.com Verify Email Address

I wish to receive ICDD emails regarding products and services

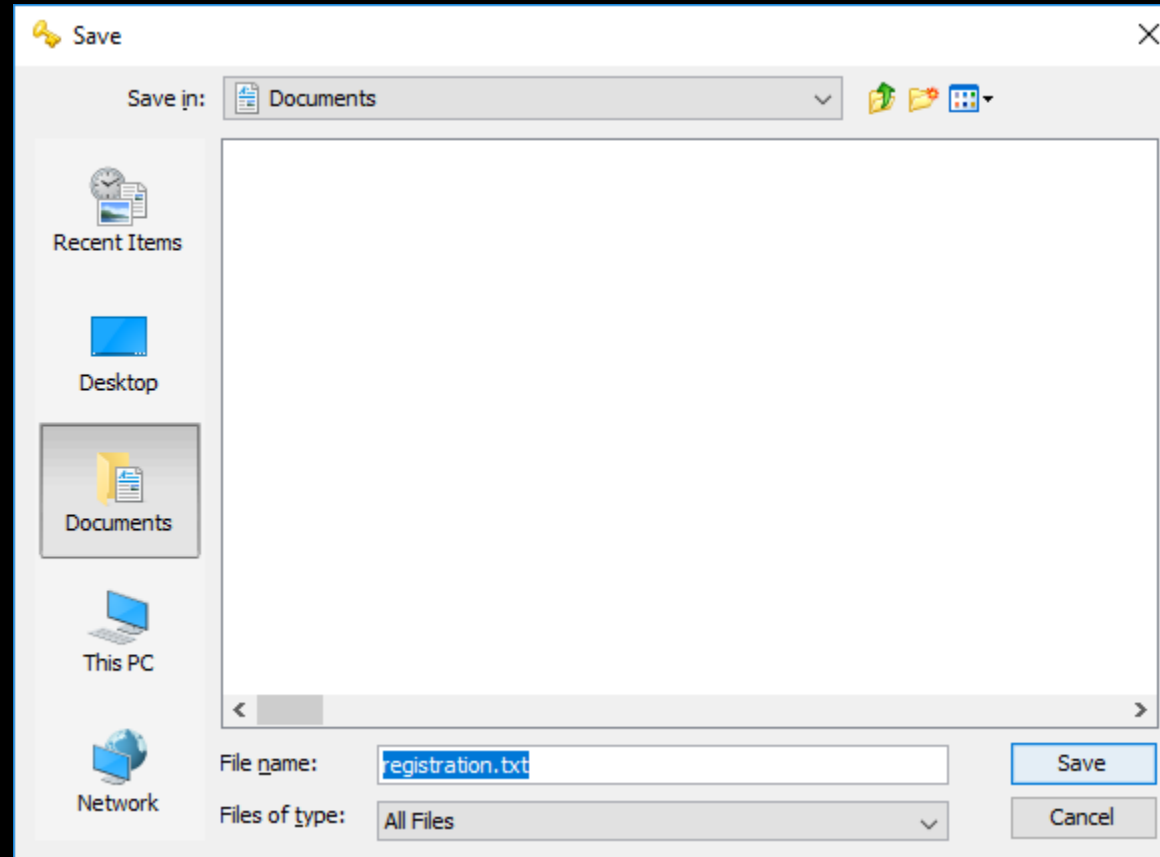
Register using ICDD website (Instant license key)
 Register by email (Instant license key)
 Print registration for faxing
 Save registration to text file

Receive license key by: Email Fax

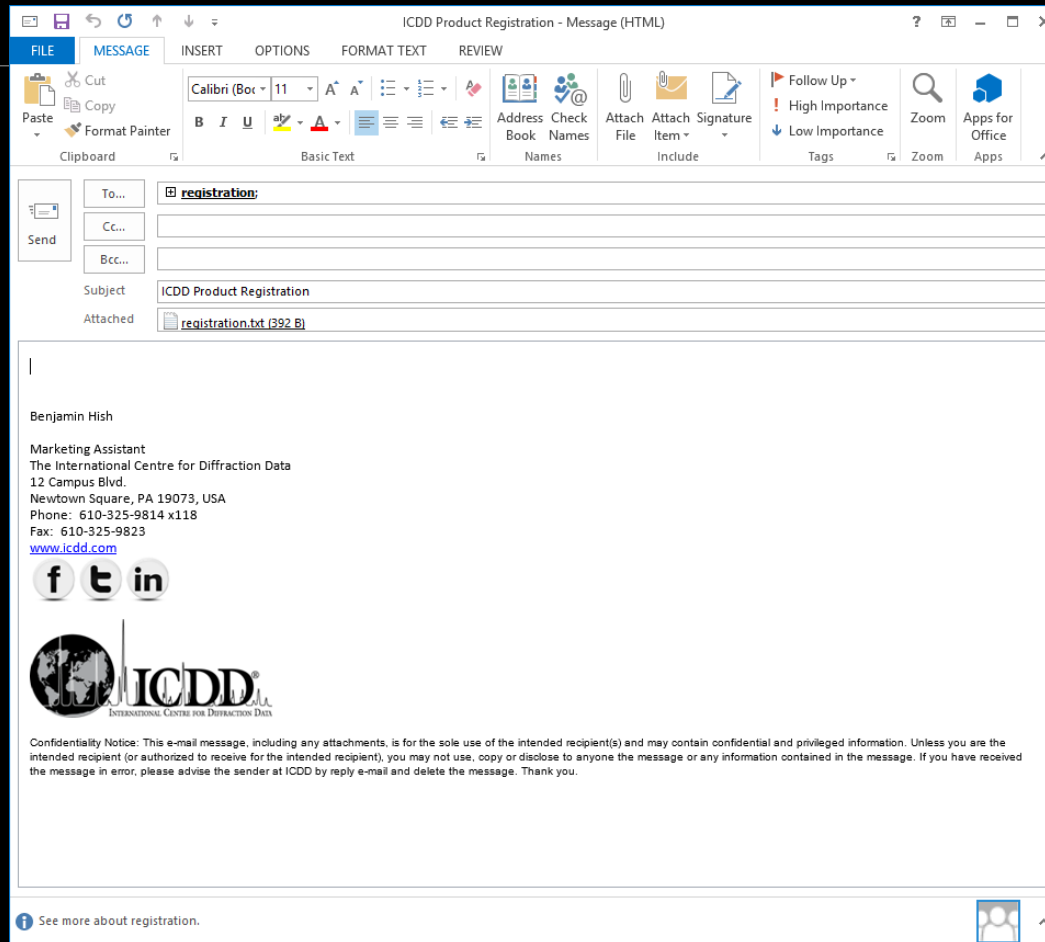
Submit Cancel

Select the method you would like to use to submit your registration form and receive the license key from the four options at the bottom, then press submit.

Save the Registration to a Text File

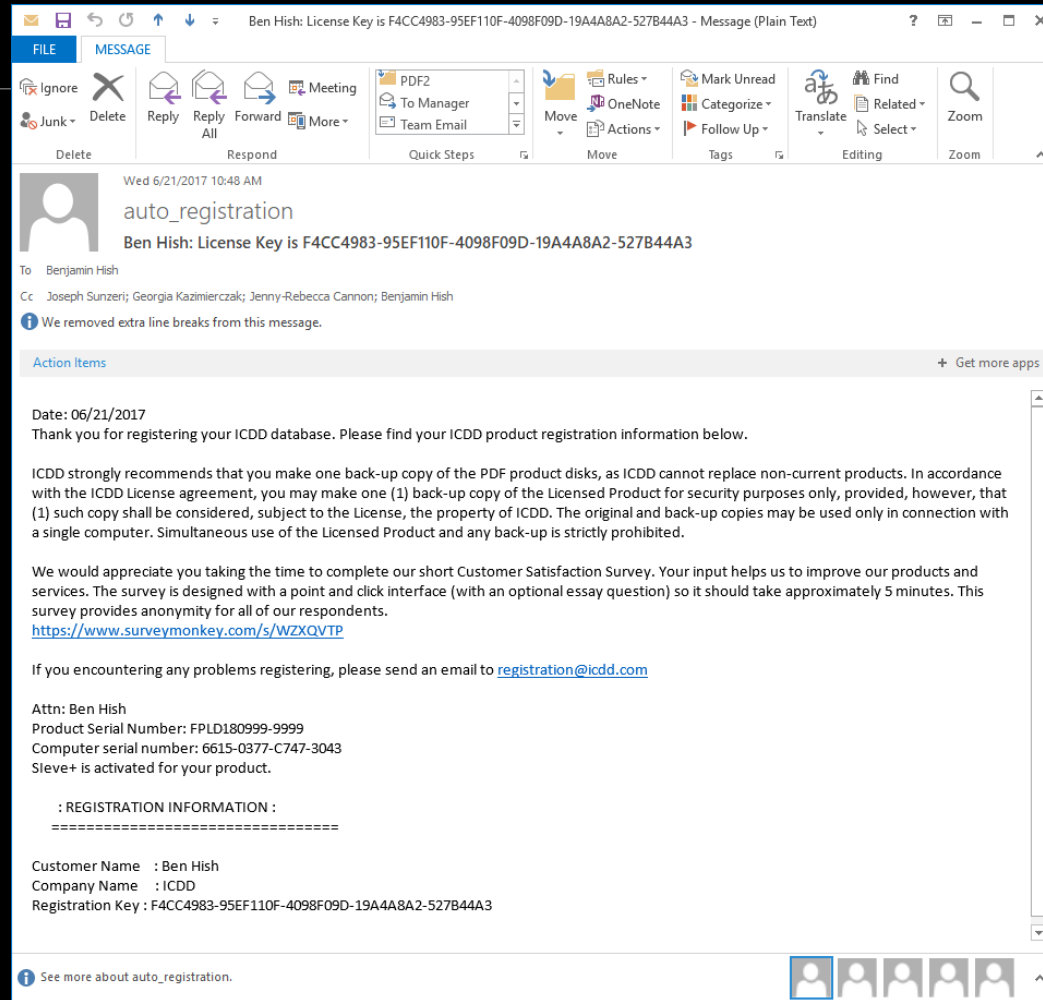


Send the Text File



Attach text file to an email and send to the email to registration@icdd.com. You also have the option of pasting the registration text information directly into the body of the email message.


Email Response



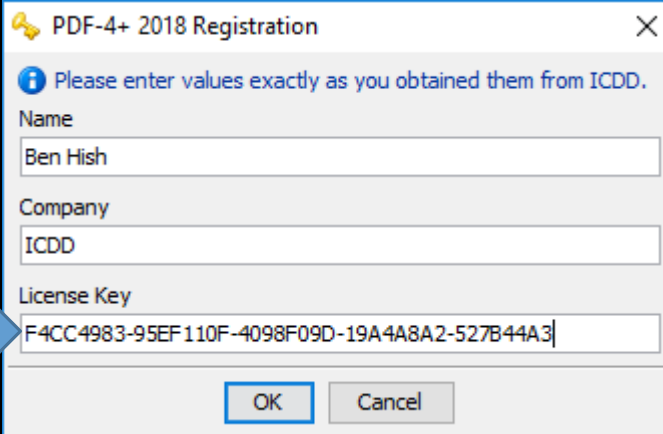
Copy the registration key from the email response. If you do not have an Internet connection on the PC that the database is installed on, you will need to either print the registration key or write it down to manually enter it in the registration wizard.

Enter the License Key



- Go back to the registration wizard. If it is still open it will appear as  on the taskbar.
- If it is no longer open, reopen your PDF product and select “Help” and then select “Registration” from the drop down menu.
- Select “Enter License Key”

Enter the License Key



PDF-4+ 2018 Registration

Please enter values exactly as you obtained them from ICDD.

Name
Ben Hish

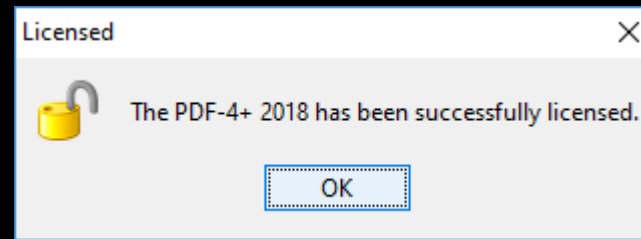
Company
ICDD

License Key
F4CC4983-95EF110F-4098F09D-19A4A8A2-527B44A3

OK Cancel

Enter the license key exactly as it appears in the email response. The registration key must be all capital letters and only contains the number “0”, not the letter “O”. Copy and paste the registration key if possible to prevent errors.

Success



The window above will appear. Press OK and the PDF product is ready for use.

Thank you for viewing our tutorial!

Additional tutorials are available at the ICDD website.

www.icdd.com

International Centre for Diffraction Data

12 Campus Boulevard

Newtown Square, PA 19073

Phone: 610.325.9814

Toll Free Number in US & Canada: 866.378.0331

Fax: 610.325.9823